

INCLUDED FEATURES

- Blades (3) Included**
 - 10° Pitch
 - 18" Sweep
 - Non-reversible
 - Steel
- Downrods** N/A
- Downlight** N/A
- Downlight Glass** N/A
- Optional Downlight** N/A
- Uplight** N/A
- Uplight Glass** N/A
- Low Ceiling Adaptable** No
- Control** Pull Chain

FAN FEATURES

- Mounting Slope – Pitch** Wall Mount only
- Lead Wire** 6' Cord with GFCI Plug
- cUL Listed** Wet
- Hanging Weight** 25.4 lbs.
- Body Material** Steel
- Warranty** www.Kichler.com/Warranty

MOTOR FEATURES

- Motor Size/Type** PSC127-625C, AC
- Amps** 2 on High
- RPM** 1,100 on High
- Energy Star®** No





INCLUDED CONTROLS

PULL CHAIN

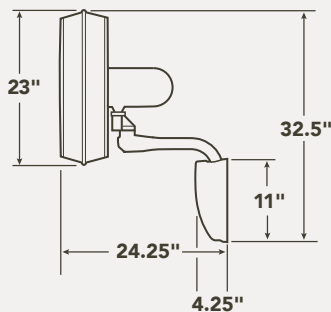
- 3 Speeds
- 3 Forward & Reverse
- Manual Reverse



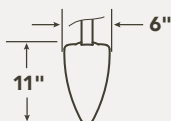
BLADE SPECS

Blade Finish & Part Number (Side 1)	Fan Finish (Reversible)
 Brushed Nickel	 NI Brushed Nickel
 Satin Natural Bronze	 SNB Satin Natural Bronze

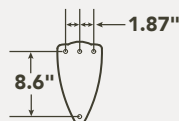
HANGING MEASUREMENTS



Overall Fan Dimensions



Wall Bracket Dimensions



Mounting Bracket